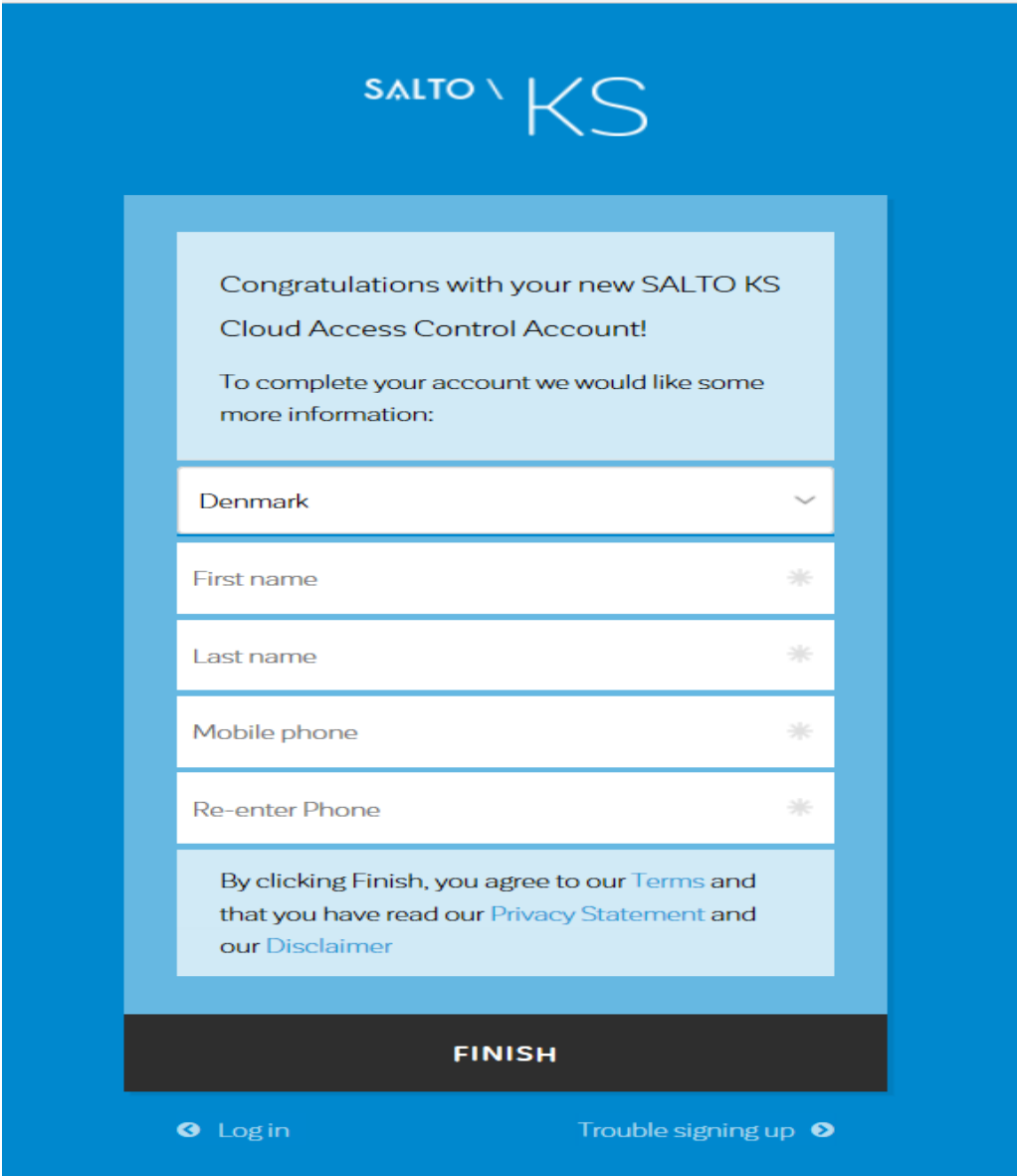


Sign up as Salto KS user

NOTE: The following steps must be made on a PC.

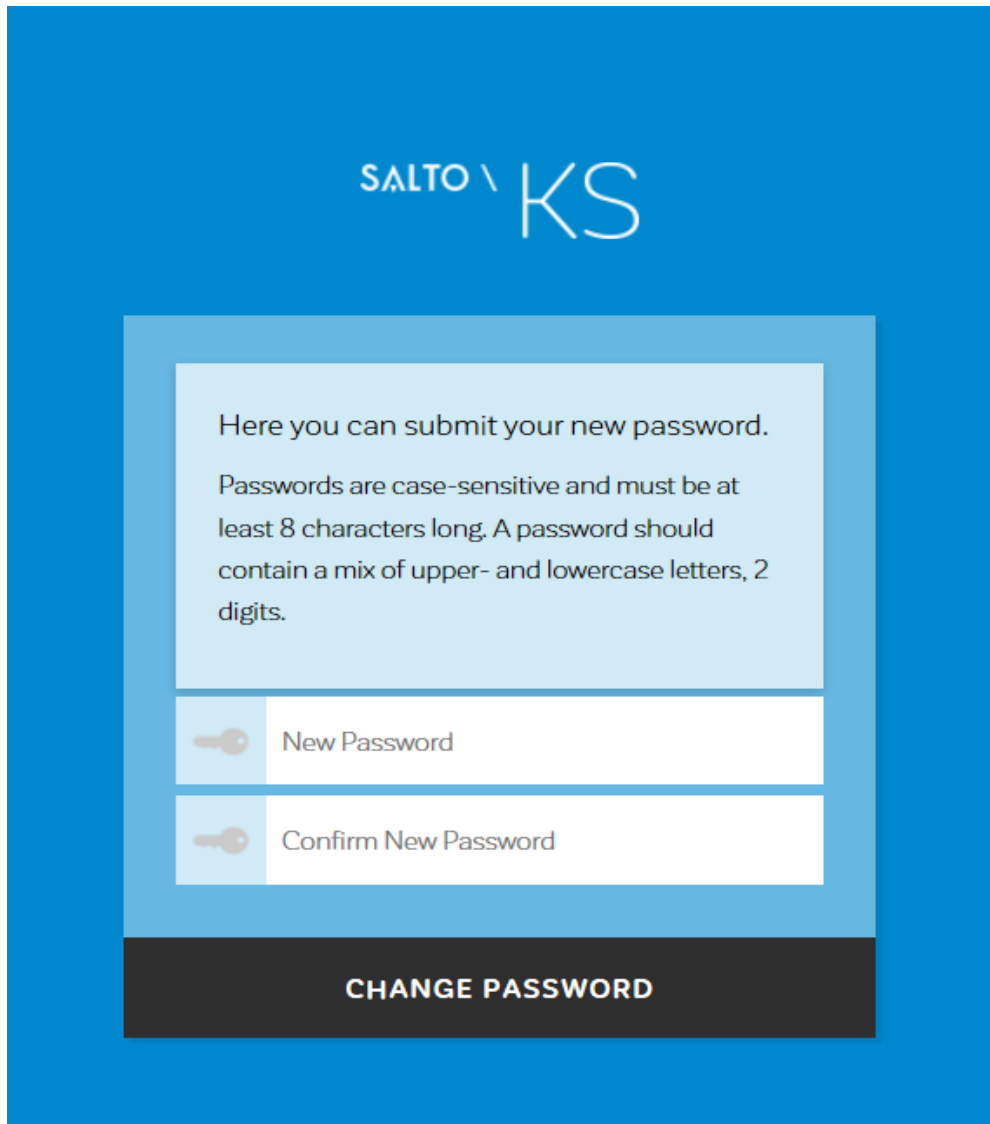
1. You will receive an email from Salto Key as a Service, where you will be invited by StudieBolig Syd to use Salto KS

Open email and press the link.

The image shows a web form for creating a Salto KS account. The form is set against a blue background with the 'SALTO \ KS' logo at the top. The main content area is a light blue box. It starts with a congratulatory message: 'Congratulations with your new SALTO KS Cloud Access Control Account!'. Below this, it says 'To complete your account we would like some more information:'. There are five input fields: a dropdown menu for 'Denmark', and four text fields for 'First name', 'Last name', 'Mobile phone', and 'Re-enter Phone'. Each text field has an asterisk icon on the right. At the bottom of the form, there is a paragraph: 'By clicking Finish, you agree to our [Terms](#) and that you have read our [Privacy Statement](#) and our [Disclaimer](#)'. Below this paragraph is a large black button with the word 'FINISH' in white capital letters. At the very bottom of the page, there are two links: 'Login' with a left-pointing arrow and 'Trouble signing up' with a right-pointing arrow.

Fill out the form with name and mobile number and press "finish".

Enter a new password - one that you can remember; o)
Press Change Password



The image shows a web form for changing a password. At the top, the logo "SALTO \ KS" is displayed in white on a blue background. Below the logo, a light blue box contains the following text: "Here you can submit your new password. Passwords are case-sensitive and must be at least 8 characters long. A password should contain a mix of upper- and lowercase letters, 2 digits." Below this text are two input fields, each with a key icon on the left. The first field is labeled "New Password" and the second is labeled "Confirm New Password". At the bottom of the form is a black button with the text "CHANGE PASSWORD" in white.

SALTO \ KS

Here you can submit your new password.

Passwords are case-sensitive and must be at least 8 characters long. A password should contain a mix of upper- and lowercase letters, 2 digits.

New Password

Confirm New Password

CHANGE PASSWORD

You are now signed up for Salto KS.
REMEMBER to close the browser.

Step 2

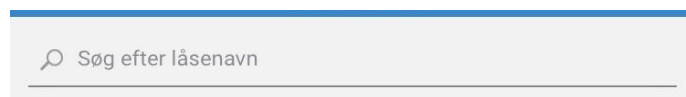
NOTE: The following steps must be made on the smartphone.

Download the app Salto KS in



Open the app and log in with your email and password.

Once logged in, go to the IQ symbol in the app



Ingen låse at vise

Vi kan ikke se nogen låse endnu, så gå til
home.saltoks.com og tilføj nye låse til dit
sted.



Click on the green field to choose your block/staircase.

And follow the instructions on the screen.

For instance

